



力臻股份有限公司
LJ DEVICE CO., LTD.

零件規格書 / 承認書
SPECIFICATION FOR APPROVAL

CUSTOMER : _____

DESCRIPTION : _____ VIBRATOR _____

MODEL : _____ :: !NM% ? &\$: < ; _____

CUSTOMER PART NO : _____

APPROVED SIGNATURES

--	--	--	--

Rev	Date	Description	Designed	Checked	Approved
A	208' /* /1)	Release		Dc '7\ Yb	

臺北市北投區吉利街 131 號 2 樓

2F, NO. 131, JILI ST., PEITOU, TAIPEI, TAIWAN, R.O.C.

TEL : 886-2-2827-0158 · FAX : 886-2-2827-0348

规格书内容/Contents

1. 电机结构形式/The motor construction-form	3/8
2. 准使用条件/Standard operating condition	3/8
3. 产品测试环境条件/Environmental Test Conditions	3/8
4. 电气性能 Electrical characteristics	4/8
5. 机械特性 Mechanical Characteristic	4/8
6. 马达使用时注意事项/Motor General Instructions & Notes	5 6/8
7. 马达外形图/Motor Outline Drawing	7/8
8. 修改记录/Revision History	8/8

Dsgd 设计	Chkd 审核	Appd 批准	Part No: FG-ZY1518K20FHG				
			料号				
			Document No 文件编号: FUGE-20FHG	Edition 版本:			
			Spec .Doc 规格书文档	A	2/8		

1. 电机结构形式 The motor construction-form

NO. 序号	Item 项目	Contents 内容
1.1	Motor construction 电机结构	$\phi 15.3\text{mm}$ diameter as the core of the DC motor 外径为 $\phi 15.3\text{mm}$ 的铁芯直流电机
1.2	Number of magnet poles 磁极极数	2-poles (Built-in magnetic ring) 两极(磁环内置)
1.3	Rectifying method 换向方式	Commutator brush device 金属换向器装置

2. 准使用条件 Standard operating condition

NO. 序号	Item 项目	Specification 规格
2.1	Rated voltage 额定电压	Motor terminal voltage 7.2VDC 电机端子电压 7.2VDC
2.2	Rated load 额定负荷	偏心轮 R6*6/5 片
2.3	Rotation direction 旋转方向	CW (When viewed from output side with +ve voltage applied to +ve terminal) 顺时针方向旋转(从输出端看, 电压正极接端子正极)
2.4	Motor position 摆放位置	Any position is available 任意位置均可
2.5	Voltage range for use 工作电压范围	DC2.5V~7.5V
2.6	Operating conditions 使用环境	-20℃~+70℃ ordinary humidity常规湿度 15%~90%RH (no condensation of moisture/不凝露)
2.7	Storage conditions 贮存环境	-30℃~75℃ ordinary humidity常规湿度 15%~75%RH (no condensation of moisture/不凝露)

3. 产品测试环境条件 Environmental Test Conditions

NO. 序号	Item 项目	Environmental condition 测试环境条件
3.1	Temperature 温度	$25 \pm 2^\circ\text{C}$
3.2	Humidity 湿度	$60 \pm 5\% \text{ RH}$
3.3	Motor Position 电机体位	Shaft Horizontal 轴伸水平
3.4	Power Supply 电源	DC7.2V \pm 0.5%

NOTE: All data shall be based on the measurement under the temperature $25 \pm 2^\circ\text{C}$ and humidity $60 \pm 5\% \text{ RH}$, however the range of temperature $5 \sim 35^\circ\text{C}$ and humidity $45 \sim 85\% \text{ RH}$ if there is no doubt about the judgment.

注: 所有的数据在温度 $25 \pm 2^\circ\text{C}$, 湿度 $60 \pm 5\% \text{ RH}$ 的条件下测定。在对判定不发生异议时, 也可在温度 $5 \sim 35^\circ\text{C}$, 湿度 $45 \sim 85\% \text{ RH}$ 的环境下测试。




Dsgd 设计	Chkd 审核	Appd 批准	Part No: FG-ZY1518K20FHG 料号				
			Document No 文件编号: FUGE-20FHG	Edition 版本:	3/8		
			Spec .Doc 规格书文档	A			

4. 电气性能 Electrical characteristics

NO. 序号	Item 项目	Measuring condition 测试条件	Specification 规格
4.1	No-Load current 空载电流	At rated voltage and no load 额定电压及无负荷下测试	45 mA Max
4.2	No-Load speed 空载转速	At rated voltage and no load 额定电压及无负荷下测试	11400±10% RPM
4.3	Rated load 额定负荷	偏心轮	偏心轮 R6*6/5 片
4.4	Rated current 额定电流	Rated voltage and rated load 额定电压及额定负荷	180 mA Max
4.5	Rated speed 额定转速	Rated voltage and rated load 额定电压及额定负荷	8400±10% rpm
4.6	Stall torque 堵转力矩	Rated voltage by torsionmeter 额定电压, 扭力计	/
4.7	Stall current 堵转电流	Rated voltage rotor position to be 2/3R 额定电压, 转子位置 2/3R处	650 mA Max
4.8	Starting voltage 起动电压	No load 无负荷	1.0V Max
4.9	Insulation resistance 绝缘电阻	At DC 100V, measured between housing case and terminal. 在 100V 直流电压下, 电机端子与外壳间测量	≥10MΩ

5. 机械特性 Mechanical Characteristic

5.1	Configuration 外观尺寸	Vernier caliper 游标卡尺	As specified in outline drawing 参考外形图
5.2	Shaft end play 轴向间隙	Vernier caliper or Dial indicator 游标卡尺或百分表	0.05-0.35 mm
5.3	Weight 重量	Plate balance 0.1g 架盘天平 精度 0.1g	15.0g (Approx) 15.0g (左右)
5.4	Vibration 振动	Hand fell 手感	按限度样品
5.5	Maximum Axial Load 最大轴向力	Direction of static load 轴向静推力	≤3Kg.f

Dsgd 设计	Chkd 审核	Appd 批准	Part No: FG-ZY1518K20FHG				
			料号				
			Document No 文件编号: FUGE-20FHG	Edition 版本:			
			Spec .Doc 规格书文档	A	4/8		

马达使用时注意事项

Motor General Instructions & Notes

1. 拒收 REJECTS

Motor that do not meet with the specifications mentioned above or which are apparently judged as faulty due to poor workmanship.

电机不能满足规格要求，或判定存在明显工艺缺陷。

2. 注意事项 CAUTIONS

1) 使用容差 ALLOWABLE RANGE FOR USE

Pay attention to voltage and current ranges for use ,and use the vibration motor in the condition accordance with this specifications ,or the life and performance should be considerably reduced.

注意电压及电流的使用范围，并且在本标准规定情况下使用电机，否则将相应降低电机的使用寿命和性能。

2) 移动电机 MOVE YOUR MOTOR

Please deal with the motors gently, you should make use of the outer case as possible as you can. 拿电机时，应轻拿轻放，应尽可能地利用外壳部分

Do not press the product with more than 5 kgf or drop it. It can cause the transformation of performance or external appearance.

请勿将其跌落或加以超过 5 公斤的压力。否则会引起电机的外部形态和电气特性的改变

3) 储存 STORAGE

Storage temperature: $-20^{\circ}\text{C}\sim 70^{\circ}\text{C}$

Storage relative humidity: 15%~75%

Avoids storing in high temperature, high humidity or corrosive gas environment.

储存温度: $-20^{\circ}\text{C}\sim 70^{\circ}\text{C}$

储存湿度: 15%RH~90%RH

避免放置在高温、潮湿及有腐蚀性气体的环境中。

4) 使用电机 HANDLING OF MOTOR

-to handle and hold the vibration motor case softly.

-do not bring magnetized object near or contact with the surface of motor to avoid of performance being deteriorated.

-pay attention to the handling and working environments of motor, because such objects as iron powder if attracted by motor magnet, will cause noise characteristic deterioration, thus reducing the reliability.

小心拿取、使用。

避免放置在磁性物体附近或接触其表面，这将影响其功效。

注意操作环境，尤其注意若铁粉被磁铁吸附，将出现噪音问题，降低使用寿命

Please do not operate or store the motor near magnet or magnetic devices.

请勿靠近磁体或有磁场的装置存放或运行电机




5) 安装您的电机 MOUNTING YOUR MOTOR:

Some CRE-ST motors provide tapped holes in the motor housing for you to use to mount your motor. Please take care not to use screws so long that they can interfere with components inside the motor.

部分全新电机都在电机定子上提供了安装孔用来安装您的电机，请注意不要使用过长的螺钉以避免损坏电机内部元件。

Bearing bosses are also used for mounting motors. Please avoid excessive clamping forces on these areas.

轴承固定座也是用来安装您的电机的，对此安装区域请避免过度用力。

Dsgd 设计	Chkd 审核	Appd 批准	Part No: FG-ZY1518K20FHG				
			料号				
			Document No 文件编号: FUGE-20FHG	Edition 版本:		5/8	
			Spec .Doc 规格书文档	A			

When mounting your motor, please try not to completely close or around the motor, motor should be set aside space for heat dissipation

在安装电机时，请尽量不要完全紧贴或包住电机，应为电机留出散热空间。

It is preferable not to use features on the motor such as ventilation holes for location means. It is possible that these features may change as new or modified tooling is used in the future.

最好不要利用电机表面的特征来固定电机，例如：通风孔。这样将可能会改变这些特征。

Any ventilation holes in the motor should not become blocked in your product without consultation with CRE-ST.

如未咨询我司，装入贵公司产品中的电机上的任何通风孔都不可以堵死。

If adhesives are to be used to mount you motor care must be taken to avoid any adhesive getting into the bearing areas.

如果使用粘合剂安装电机，必须注意粘合剂不能进入轴承区域。

6) 电机接线 CONNECTION YOUR MOTOR:

Whatever means you are to use to connect your supply to your motor please take care not to use so much force or heat that you cause distortion to components inside the motor.

不论使用任何方式将您的电源连接到您的电机，请注意不能用过大的力或过高的温度，否则会造成电机内部零件变形。

7) 电机连轴 COUPLING YOUR MOTOR:

If you intend to couple a gear or a fan or some other item to your motor shaft during assembly, always remember that unusual radial and axial loads transmitted to the motor from the coupling during operation of the motor can have serious effects on the life of the bearings. If you have any concerns about this please consult with CRE-ST.

装配过程中，如果电机出轴端欲衔接齿轮、风叶等其它配件，请牢记，如果安装不当，电机运转时一种非正常的径向或轴向负荷将通过连接加载到电机，这种负荷将对轴承寿命造成严重影响。如果您对此有任何担心，请咨询我司。

8) 过负荷 OVERLOADS:

Small high power motors are subject to very fast temperature rises. Take care not to apply excessive voltage to the motor or to operate it at stall or near stall for prolonged periods without first consulting with CRE-ST.

体积小、功率高的电机通常温升高；如未咨询我司，使用时请注意不能加过高的电压，不能运行在堵转或接近堵转状态过长时间。

9) 危险环境 HAZARDOUS ENVIRONMENTS:

The degree of protection against corrosion on CRE-ST motors is satisfactory only for normal environments. There are small sections of the housing in which some bare metal is exposed and is susceptible to corrosion. It is advisable not to store or use motors in corrosive environment without consultation with CRE-ST.

我司电机在正常环境中的抗腐蚀能力是符合要求的，但机壳上有少许区域存在的裸露金属对腐蚀比较敏感，因此未经咨询请不要在腐蚀环境中储存或使用电机，

10) 其它说明 OTHERS:

The motor may cause slight electronic noise due to the contact between brush and commutator.



当换向器和电刷接触时，电机发出轻微的电噪音

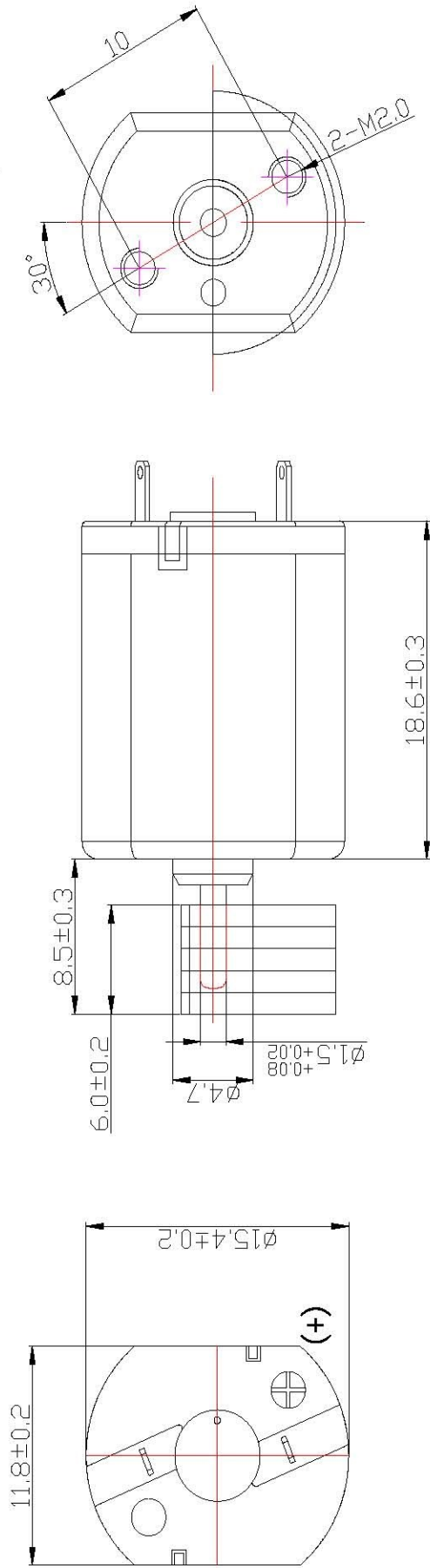
The motor has a strong magnet so please be aware that it has a magnetic force on the surface of the bracket.

电机内部有很强力的磁铁，所以机壳表面也存在磁力

It is allowable to have a few spots on the surface or edge of case.

外壳表面或边缘有少许斑点是允许的

Dsgd 设计	Chkd 审核	Appd 批准	Part No: FG-ZY1518K20FHG				
			料号				
			Document No 文件编号: FUGE-20FHG	Edition 版本:	6/8		
			Spec .Doc 规格书文档	A			



NOTES: 备注

1. DIRECTION OF ROTATION IS C.W WHEN VIEWING MOTOR OUTPUT END WITH POSITIVE VOLTAGE APPLIED TO POSITIVE TERMINAL.
电机正极接电源正极,从输出方向看,电机顺时针旋转
2. END PLAY : 0.05-0.35 MM.
电机虚位 0.05-0.35mm
3. MEASURED WITH SHAFT IS PUSHED INTO A DIRECTION.
测量轴伸,轴推向另一方向

标 记		处 数	分 区	更 改 文 件 号	FG-ZY1518K20FHG	
设 计	张 勇	2023.02.13			外 形 图	
校 对	陈国栋	2023.02.13				
审 核	徐 旭	2023.02.13				
工 艺					共	页

8.修改记录 / REVISION HISTORY

[illegible]

Dsgd 设计	Chkd 审核	Appd 批准	Part No: FG-ZY1518K20FHG 料号			
			Document No 文件编号: FUGE-20FHG	Edition 版本: A	8/8	